

Undergraduate Student Mothers

This summary profiles female undergraduate college students with dependent children across the United States who were enrolled in the 2019–20 academic year.

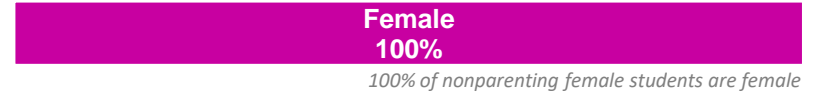


24%
of female undergraduates are parents
2.33 million

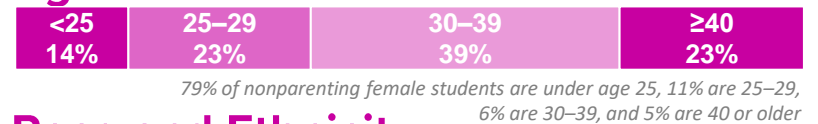
Dependent Children

45% of student mothers have one child
55% have two or more children
48% have at least one child under age 6

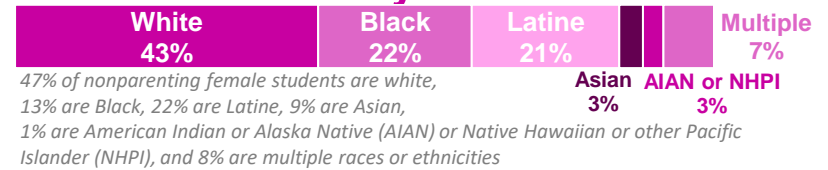
Gender



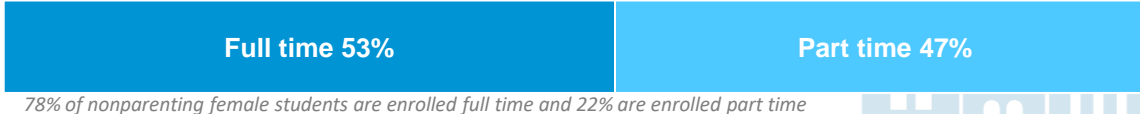
Age



Race and Ethnicity



Enrollment



Institutions



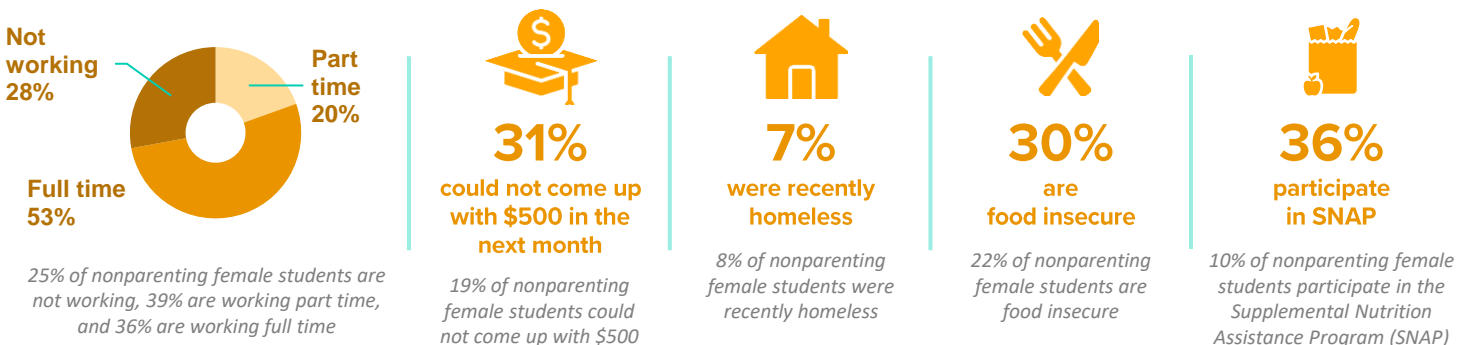
Social

Married: 40%
7% of nonparenting female students are married

First-gen: 49%
29% of nonparenting female students are first-generation college students

Veteran: 4%
1% of nonparenting female students are veterans

Employment and Economic Well-Being While Enrolled



For more information and to pull similar statistics, explore the National Postsecondary Student Aid Study: 2020 Undergraduate Students in the National Center for Education Statistics' DataLab tool at <https://nces.ed.gov/datalab>.

Note: Data collection was interrupted by COVID-19 shutdowns, so parenting students might be underrepresented in this data source. Dependent children may be up to age 25. Enrollment intensity represents fall enrollment among those enrolled in the fall term. College types are recategorized using a detailed sector variable. Values may not sum to 100 because of rounding.

THERESA ANDERSON (URBAN INSTITUTE), SHERON GITTENS (STAR FELLOW), AND KATE WESTABY (URBAN INSTITUTE)
STUDENT-PARENT ACTION THROUGH RESEARCH KNOWLEDGE (SPARK) COLLABORATIVE | STUDENTPARENTACTION.ORG
SEPTEMBER 2024

