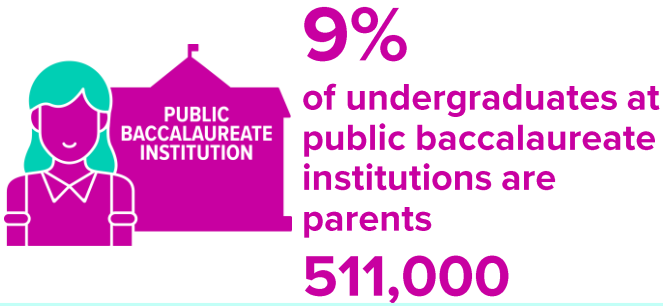


Undergraduate Student Parents at Public Baccalaureate Institutions

This summary profiles undergraduate students with dependent children across the United States who were enrolled in the 2019–20 academic year in public baccalaureate-granting institutions (PBIs).



Gender



53% of nonparenting PBI students are female, 46% are male, and 1% have another gender identity

Age



87% of nonparenting PBI students are under age 25, 9% are 25–29, 3% are 30–39, and 1% are 40 or older

Race and Ethnicity



53% of nonparenting PBI students are white, 18% are Latine, 10% are Black, 11% are Asian, 1% are American Indian or Alaska Native (AIAN) or Native Hawaiian or other Pacific Islander (NHPI), and 7% are multiple races or ethnicities

Dependent Children

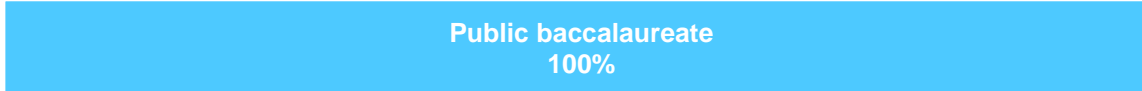
- 46%** of PBI student parents have one child
- 54%** have two or more children
- 48%** have at least one child under age 6

Enrollment



89% of nonparenting PBI students are enrolled full time and 11% are enrolled part time

Institutions



100% of nonparenting PBI students are enrolled in a public baccalaureate institution

Social

Married: 57%

4% of nonparenting PBI students are married

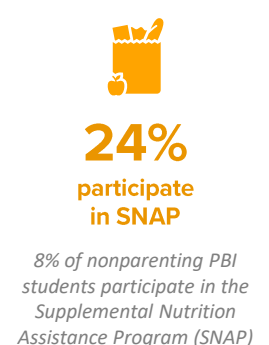
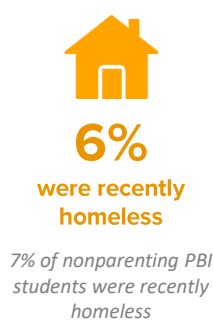
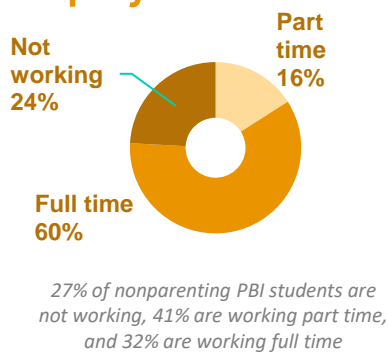
First-gen: 43%

21% of nonparenting PBI students are first-generation college students

Veteran: 11%

2% of nonparenting PBI students are veterans

Employment and Economic Well-Being While Enrolled



For more information and to pull similar statistics, explore the National Postsecondary Student Aid Study: 2020 Undergraduate Students in the National Center for Education Statistics' DataLab tool at <https://nces.ed.gov/datalab>.

Note: Data collection was interrupted by COVID-19 shutdowns, so parenting students might be underrepresented in this data source. Dependent children may be up to age 25. Enrollment intensity represents fall enrollment among those enrolled in the fall term. College types are recategorized using a detailed sector variable. Values may not sum to 100 because of rounding. An asterisk (*) indicates that an estimate is imprecise because of large standard errors.

Theresa Anderson (Urban Institute), Sheron Gittens (STAR Fellow), and Kate Westaby (Urban Institute)
 Student-Parent Action Through Research Knowledge (SPARK) Collaborative | StudentParentAction.org
 September 2024

