

Undergraduate Student Parents at Community and Technical Colleges

This summary profiles undergraduate community and technical college (CTC) students with dependent children across the United States who were enrolled in the 2019–20 academic year. CTCs are public primarily sub-baccalaureate-granting institutions.



22% of undergraduates at community and technical colleges are parents
1.57 million

Dependent Children

46% of CTC student parents have one child
54% have two or more children
51% have at least one child under age 6

Gender



53% of nonparenting CTC students are female, 46% are male, and 1% have another gender identity

Age



71% of nonparenting CTC students are under age 25, 15% are 25–29, 9% are 30–39, and 6% are 40 or older

Race and Ethnicity



45% of nonparenting CTC students are white, 27% are Latine, 11% are Black, 7% are Asian, 2% are American Indian or Alaska Native (AIAN) or Native Hawaiian or other Pacific Islander (NHPI), and 8% are multiple races or ethnicities

Enrollment



59% of nonparenting CTC students are enrolled full time and 41% are enrolled part time

Institutions



100% of nonparenting CTC students are enrolled in a community or technical college

Social

Married: 46%

9% of nonparenting CTC students are married

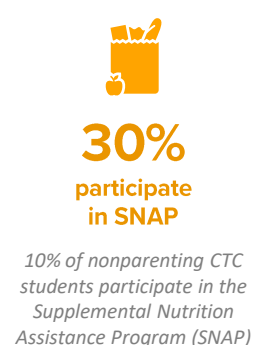
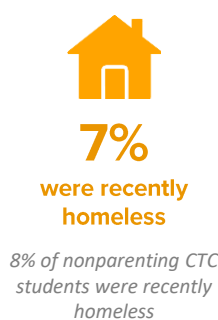
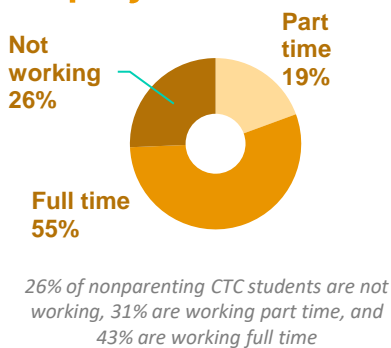
First-gen: 49%

34% of nonparenting CTC students are first-generation college students

Veteran: 8%

3% of nonparenting CTC students are veterans

Employment and Economic Well-Being While Enrolled



For more information and to pull similar statistics, explore the National Postsecondary Student Aid Study: 2020 Undergraduate Students in the National Center for Education Statistics' DataLab tool at <https://nces.ed.gov/datalab>.

Note: Data collection was interrupted by COVID-19 shutdowns, so parenting students might be underrepresented in this data source. Dependent children may be up to age 25. Enrollment intensity represents fall enrollment among those enrolled in the fall term. College types are recategorized using a detailed sector variable. Values may not sum to 100 because of rounding.

Theresa Anderson (Urban Institute), Sheron Gittens (STAR Fellow), and Kate Westaby (Urban Institute)
Student-Parent Action Through Research Knowledge (SPARK) Collaborative | StudentParentAction.org
September 2024

